

STRAIGHT KNIFE CUTTING MACHINE BLUE STREAK II® / MODEL 629X AND BRUTE® / MODEL 627X



Model 629X

BLUE STREAK II® / MODEL 629X

With versatility unmatched by any other straight knife available, the Blue Streak II is the obvious choice when one machine is required to perform many roles. Designed with a low center of gravity for ease of handling, and featuring the best power to weight ratio in the industry, the Blue Streak II provides maximum productivity with minimal fatigue.







Model 627X

BRUTE® / MODEL 627X

The Brute® boasts all of the features found on the Blue Streak II Model 629X with the addition of a motor having more horsepower. This makes the Brute the ideal tool for cutting extra heavy cloth or an increased number of ply.

The Brute's extra power is also recommended for standard cutting applications in situations when low line voltage is a problem. The Brute's 2.20 HP motor adds only 3 pounds more weight and makes Eastman's Brute the most powerful straight knife cutting machine made.

EASTMAN BLADE EDGES: BLUE STREAK II MODEL 629X AND THE BRUTE MODEL 627X



These micro-photos show the different cutting edges made by Eastman's four Abrasive Belt Grits.

Fine Edge –

Streak through silk, synthetic blends, knits, loosely woven cloth, high-pile fabric, quilting.

Medium Edge –

Shears through cotton, light wool, polyester, men's suiting, velvets.

Coarse Edge –

Slices through heavier weight of cotton and wool, twill, tightly woven cloth, lining, prewashed denim, outerwear, soft leather, vinyl, rubberized material.

Fine Edge –

Streak through silk, synthetic blends, knits, loosely woven cloth, high-pile fabric, quilting.

STRAIGHT KNIVES:

	BLUE STREAK II® 629X				BRUTE® 627X			
MOTORS:	Available				Available			
110v, 1 ph	Available				Available			
220v, 1ph	Available				Available			
220v, 3ph	Available				Available			
380v, 3ph	Available				Available			
SINGLE SPEED	629X				627X			
DAUL SPEED	629DS				627DS			
VARIABLE SPEED	N / Available				N / Available			
BLADES:								
HIGH SPEED STEEL	Standard				Standard			
CARBON STEEL	Optional				Optional			
TEFLON COATED	Optional				Optional			
WAVE EDGE	Optional				Optional			
WAVE GROOVE	Optional				Optional			
ROUNDED TIP	Optional				Optional			
ANGLED TIP	Optional				Optional			
BELTS:								
FINE	Available				Available			
MEDIUM	Available				Available			
COARSE	Available				Available			
ROUGH	Available				Available			
WATER PROOF	Available				Available			
WEIGHT	34 lbs. 15.4 kg.				37 lbs. 16.7 kg.			
HORSEPOWER	.65 hp, 1 ph .93 hp, 3 ph				1.25 hp, 1 ph 2.20 hp, 3 ph			
BLADE SIZE	5" 12.7cm	6" 15.2cm	7" 17.7cm	8" 20.3cm	9" 22.8cm	10" 25.4cm	11 1/2" 29.2cm	13" 33.0cm
CUTTING CAPACITY	3 1/2" 8.89cm	4 1/2" 11.4cm	5 1/2" 13.9cm	6 1/2" 16.5cm	7 1/2" 19.1cm	8 1/2" 21.5cm	10" 25.4m	11 1/2" 29.2cm
STROKE SIZE	1 1/8" 8.89cm		1 1/4" 11.4cm		1 1/2" 13.9cm		1 3/4" 16.5cm	